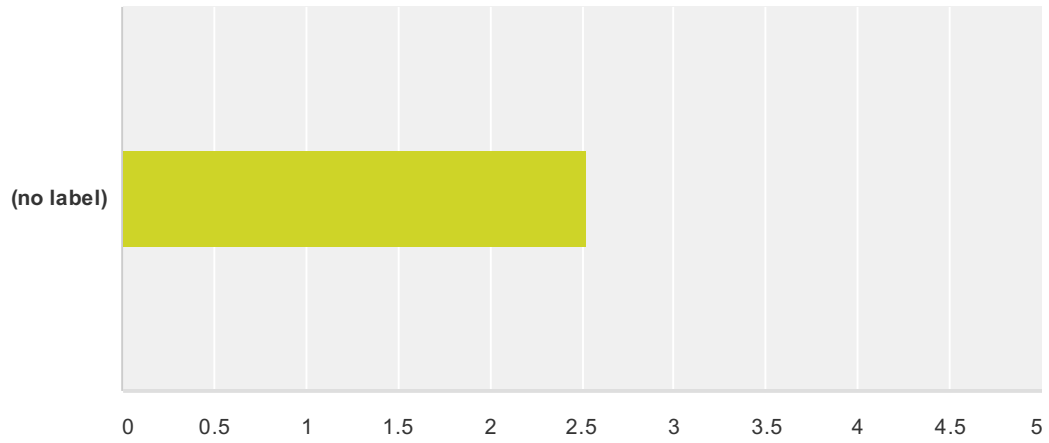


**Q1 Overall, how would you rate the quality of the food served at Pub Night?**

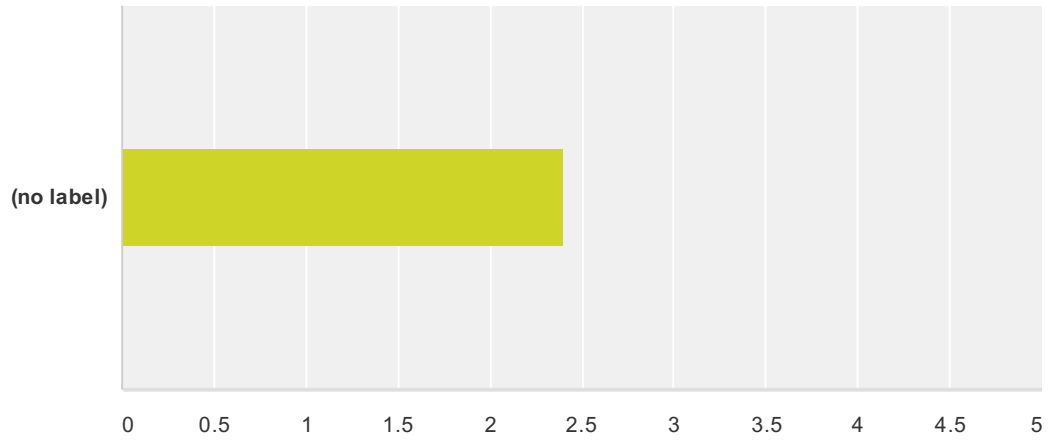
Answered: 252 Skipped: 22



	Excellent	Good	Average	Below Average	Very Poor	Total	Average Rating
(no label)	9.13% 23	39.68% 100	41.67% 105	8.33% 21	1.19% 3	252	2.53

**Q2 Overall, how would you rate the quality of the food served at Tuesday / Saturday dinner nights?**

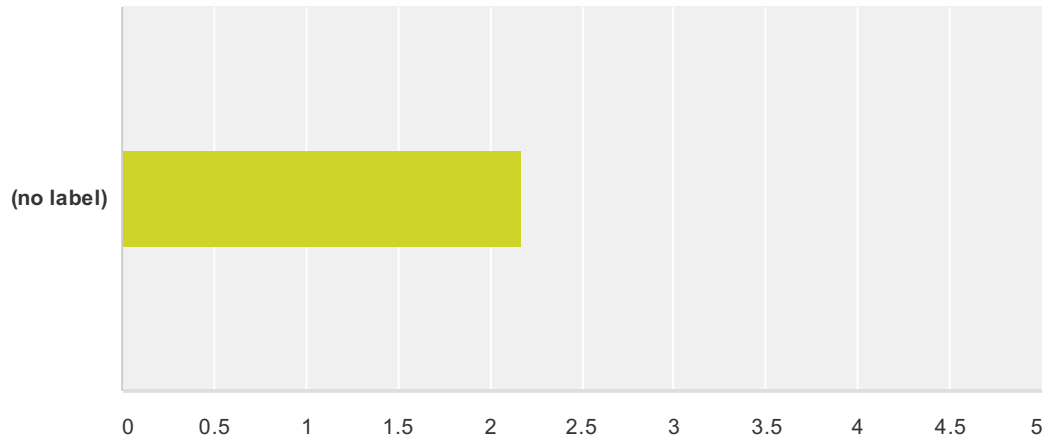
Answered: 232 Skipped: 42



	Excellent	Good	Average	Below Average	Very Poor	Total	Average Rating
(no label)	12.93% 30	44.40% 103	33.62% 78	8.19% 19	0.86% 2	232	2.40

**Q3 Overall, how would you rate the quality of the food served at lunch?**

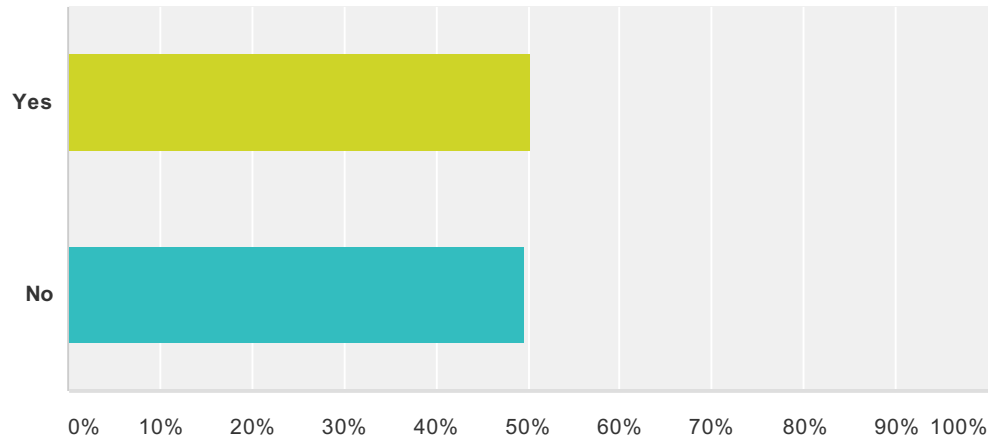
Answered: 262 Skipped: 12



	Excellent	Good	Average	Below Average	Very Poor	Total	Average Rating
(no label)	14.50% 38	56.49% 148	27.10% 71	1.53% 4	0.38% 1	262	2.17

### Q4 Do you feel we offer a menu that meets your needs?

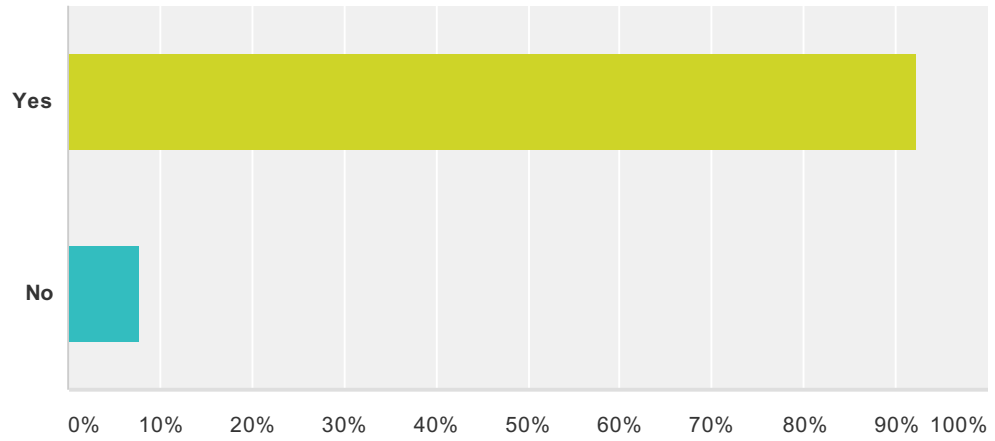
Answered: 252 Skipped: 22



Answer Choices	Responses	
Yes	50.40%	127
No	49.60%	125
<b>Total</b>		<b>252</b>

### Q5 During season, would you like Pub Night & Formal Dinner menus to change every 3 or 4 weeks?

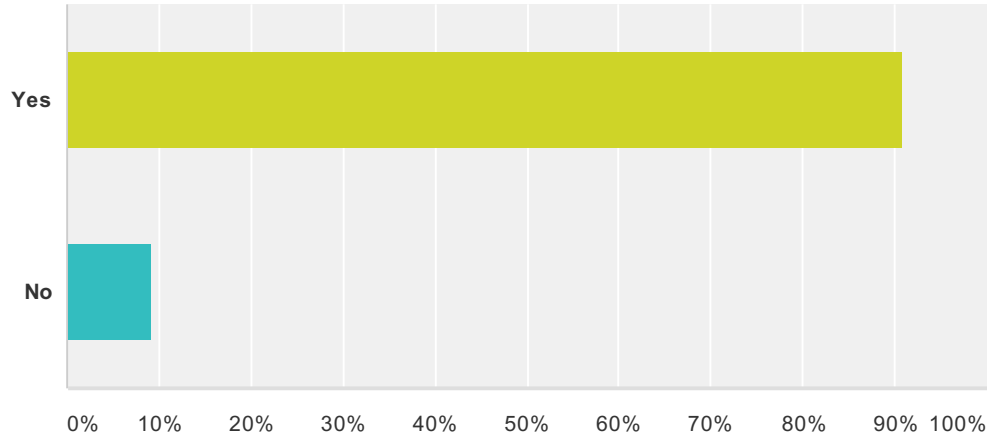
Answered: 257 Skipped: 17



Answer Choices	Responses
Yes	92.22% 237
No	7.78% 20
<b>Total</b>	<b>257</b>

**Q6 Should major functions such as Mother's Day or Easter or Thanksgiving or Major Entertainment nights advertise / publish both the actual cost and the actual menu?**

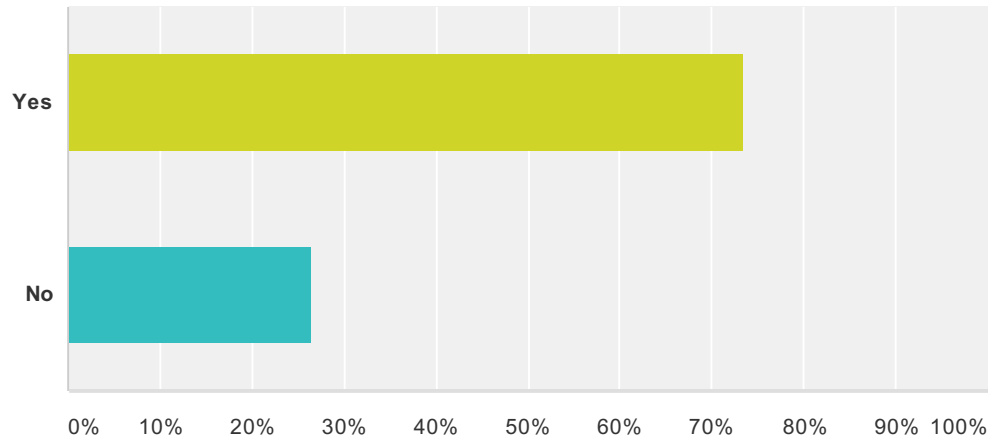
Answered: 260 Skipped: 14



Answer Choices	Responses
Yes	90.77% 236
No	9.23% 24
<b>Total</b>	<b>260</b>

### Q7 Are you satisfied with price / value of the food served at Pub Night?

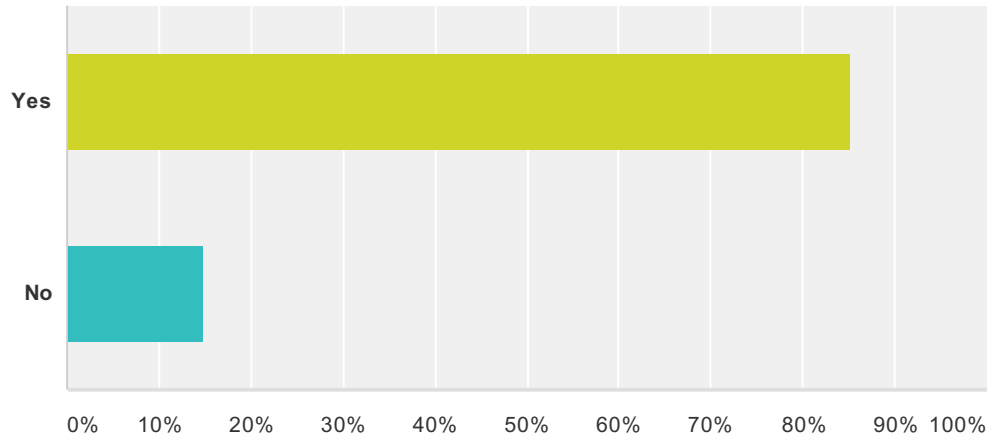
Answered: 246 Skipped: 28



Answer Choices	Responses	
Yes	73.58%	181
No	26.42%	65
<b>Total</b>		<b>246</b>

### Q8 Are you satisfied with price / value of the Liquor / Wine / Beer served at Pub Night?

Answered: 242 Skipped: 32

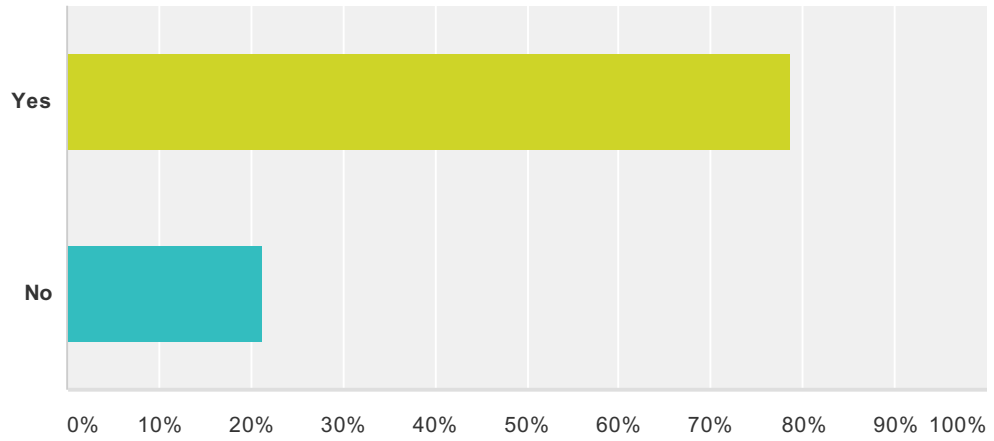


Answer Choices	Responses
Yes	85.12% 206
No	14.88% 36
<b>Total</b>	<b>242</b>



**Q9 Are you satisfied with price / value of the Liquor / Wine / Beer served on Tuesday / Saturday dinner nights?**

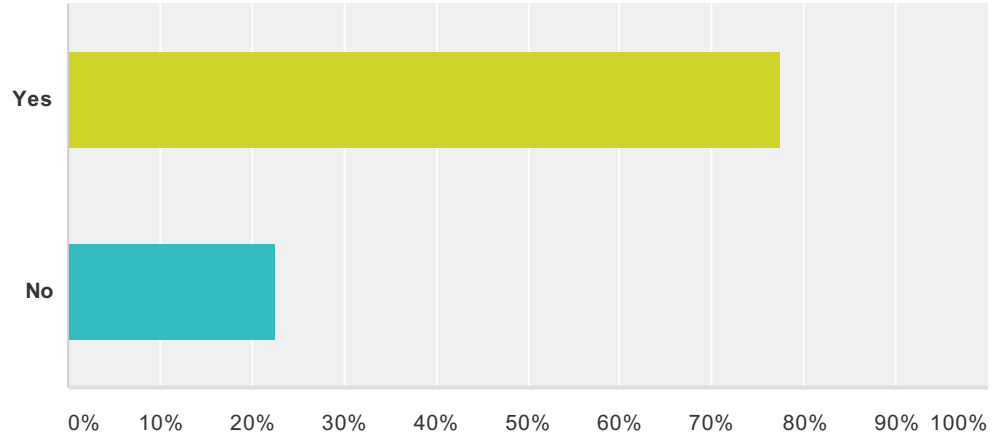
Answered: 217 Skipped: 57



Answer Choices	Responses
Yes	78.80% 171
No	21.20% 46
<b>Total</b>	<b>217</b>

**Q10 During Pub Night, are you satisfied with the 1/2 price applying to beer, wine & well drinks only or should the 1/2 price apply to all drinks?**

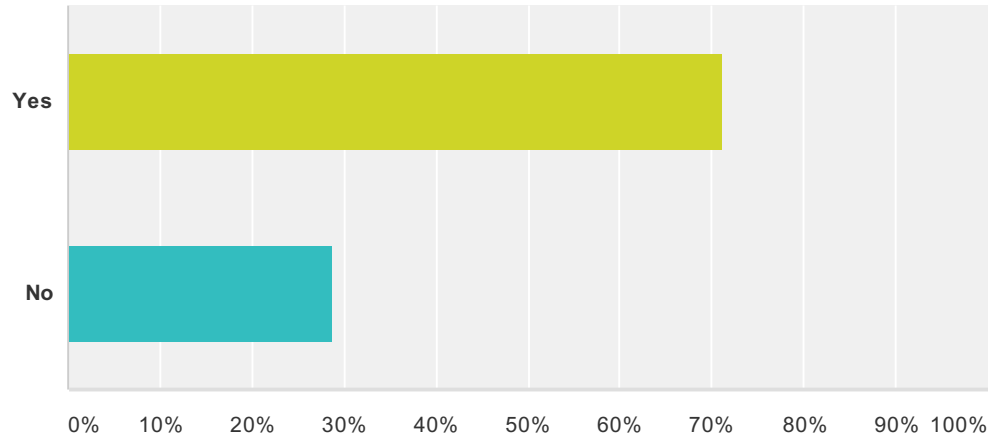
Answered: 227 Skipped: 47



Answer Choices	Responses
Yes	77.53% 176
No	22.47% 51
<b>Total</b>	<b>227</b>

**Q11 Are you satisfied with the quality and variety of wines / liquors / beer selection served at both The Clubhouse and The Ridge?**

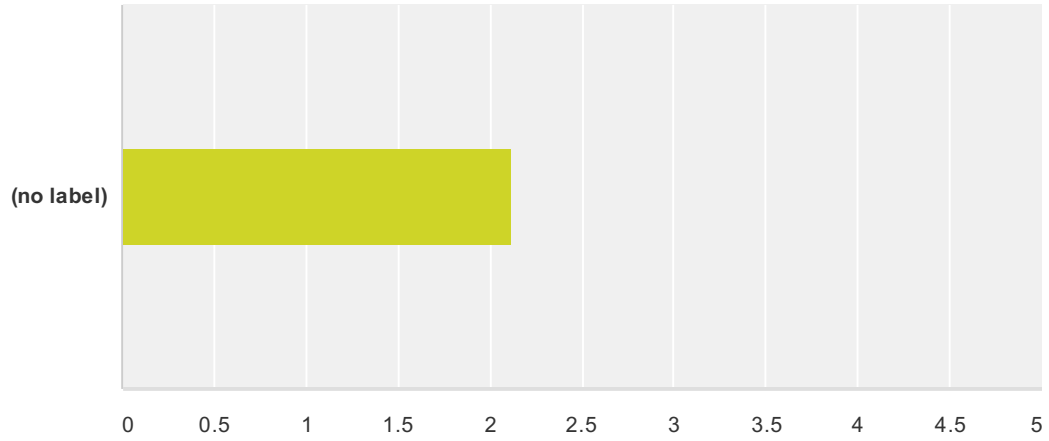
Answered: 240 Skipped: 34



Answer Choices	Responses	
Yes	71.25%	171
No	28.75%	69
<b>Total</b>		<b>240</b>

### Q12 How would you rate the quality of the wait staff?

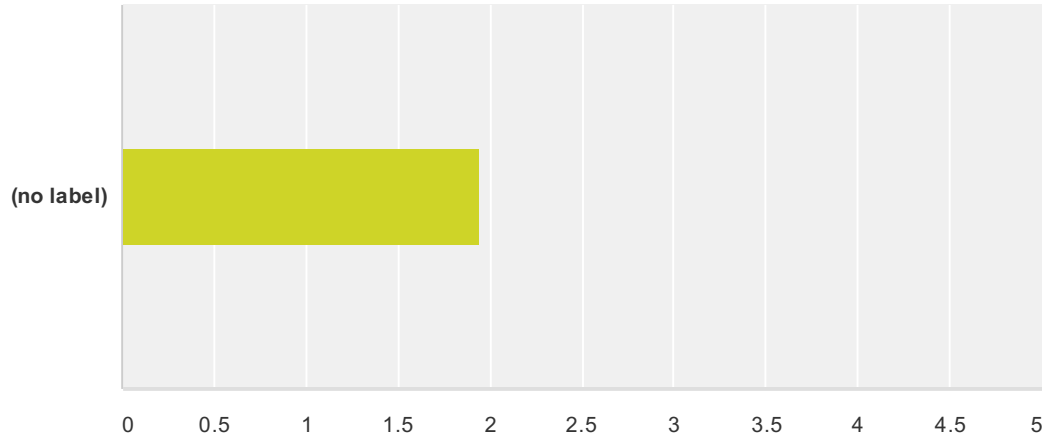
Answered: 263 Skipped: 11



	Excellent	Very Good	Average	Below Average	Very Poor	Total	Average Rating
(no label)	30.04% 79	38.40% 101	22.81% 60	7.22% 19	1.52% 4	263	2.12

### Q13 How would you rate the attitude of the wait staff?

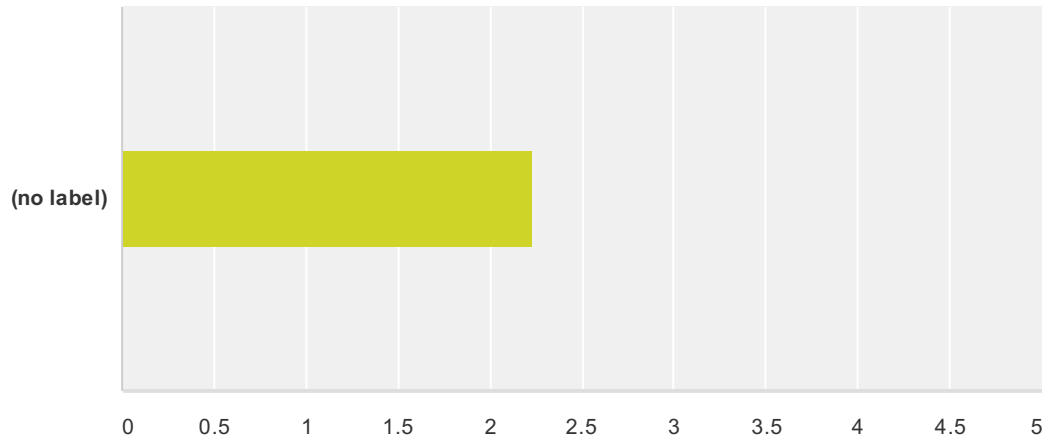
Answered: 265 Skipped: 9



	Excellent	Very Good	Average	Below Average	Very Poor	Total	Average Rating
(no label)	35.09% 93	41.89% 111	16.98% 45	5.66% 15	0.38% 1	265	1.94

### Q14 How would you rate the job knowledge / performance of the wait staff?

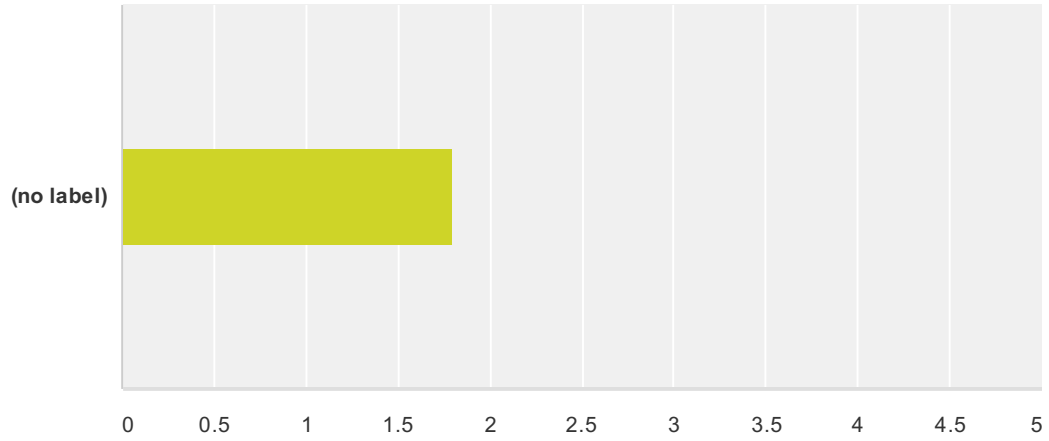
Answered: 261 Skipped: 13



	Excellent	Very Good	Average	Below Average	Very Poor	Total	Average Rating
(no label)	23.75% 62	41.38% 108	24.14% 63	9.58% 25	1.15% 3	261	2.23

**Q15 How would you rate the friendliness / courtesy of the wait staff?**

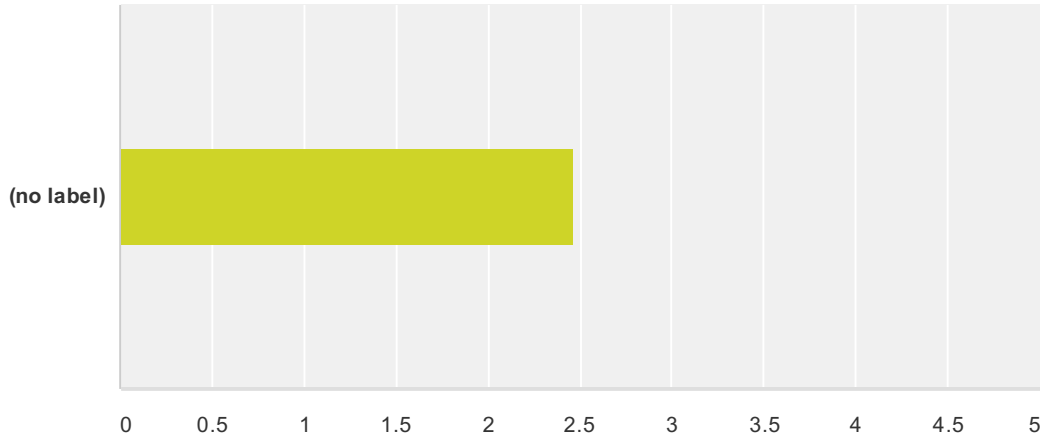
Answered: 263 Skipped: 11



	Excellent	Very Good	Average	Below Average	Very Poor	Total	Average Rating
(no label)	39.54% 104	43.35% 114	14.83% 39	2.28% 6	0.00% 0	263	1.80

**Q16 How would you rate the speed of service of the wait staff?**

Answered: 258 Skipped: 16

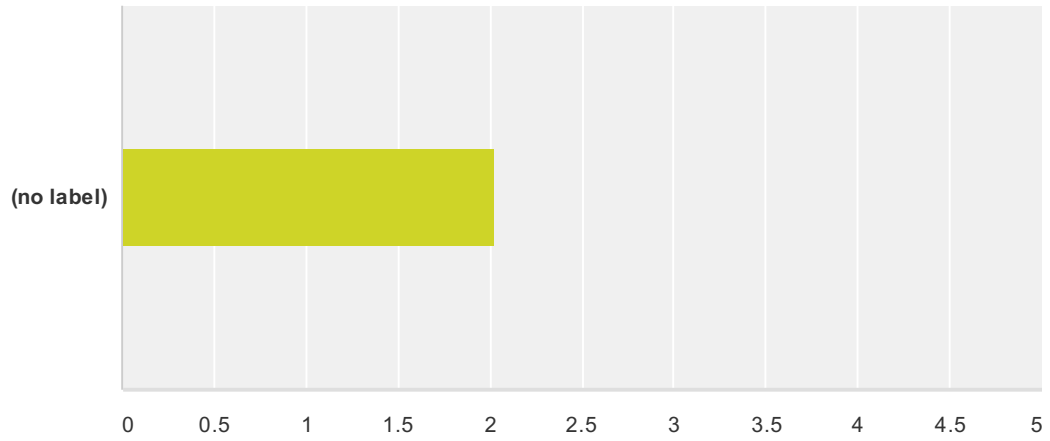


	Excellent	Very Good	Average	Below Average	Very Poor	Total	Average Rating
(no label)	15.89% 41	39.15% 101	30.62% 79	12.02% 31	2.33% 6	258	2.46



### Q17 How would you rate the overall performance of the Food and Beverage Manager?

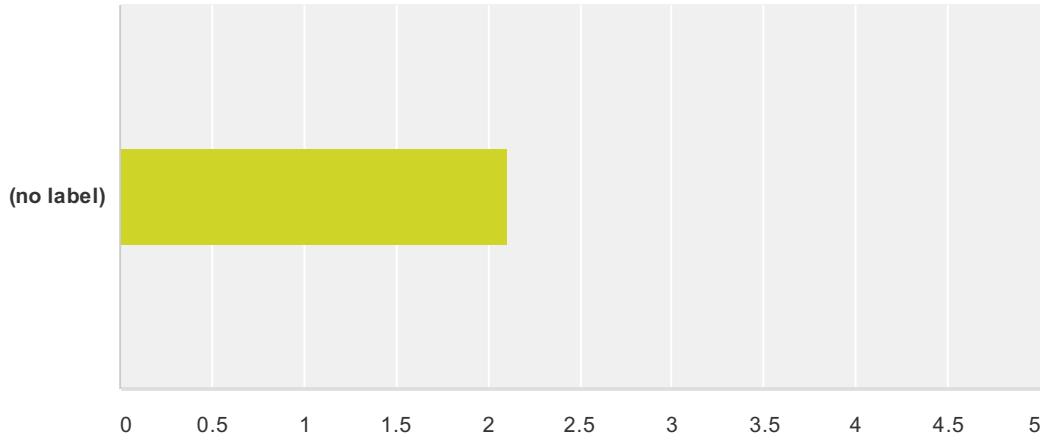
Answered: 250 Skipped: 24



	Excellent	Very Good	Average	Below Average	Very Poor	Total	Average Rating
(no label)	40.80% 102	31.20% 78	15.20% 38	9.60% 24	3.20% 8	250	2.03

**Q18 How would you rate the overall performance of the Chef Monika?**

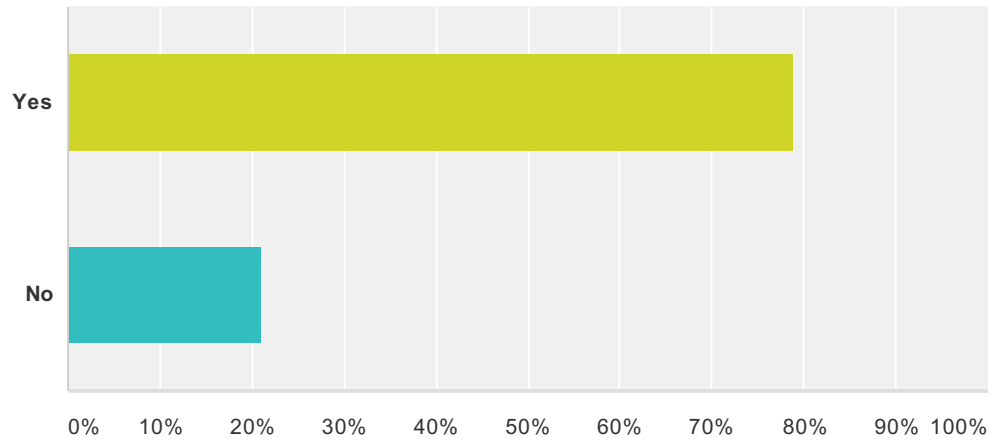
Answered: 254 Skipped: 20



	Excellent	Very Good	Average	Below Average	Very Poor	Total	Average Rating
(no label)	23.62% 60	47.64% 121	24.41% 62	2.76% 7	1.57% 4	254	2.11

### Q19 Are we hiring the right type of wait staff employee to service our community?

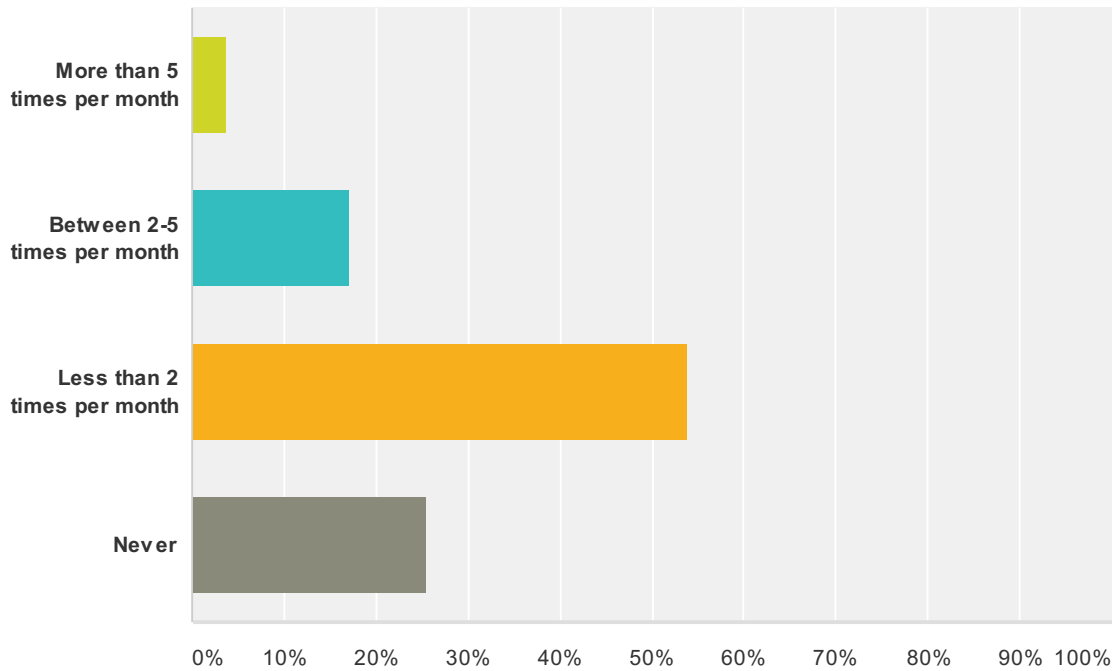
Answered: 232 Skipped: 42



Answer Choices	Responses	Count
Yes	78.88%	183
No	21.12%	49
<b>Total</b>		<b>232</b>

**Q20 During the season, how often do you attend the Tuesday / Saturday formal dinner night?**

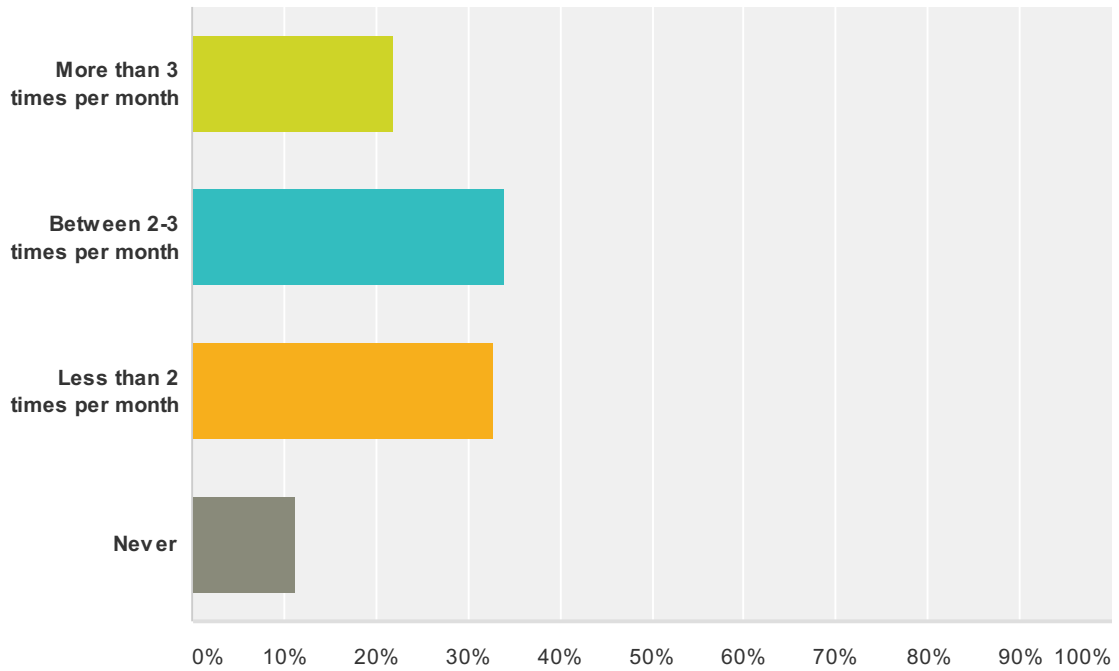
Answered: 264 Skipped: 10



Answer Choices	Responses
More than 5 times per month	3.79% 10
Between 2-5 times per month	17.05% 45
Less than 2 times per month	53.79% 142
Never	25.38% 67
<b>Total</b>	<b>264</b>

**Q21 During the season, how often do you attend weekly pub night?**

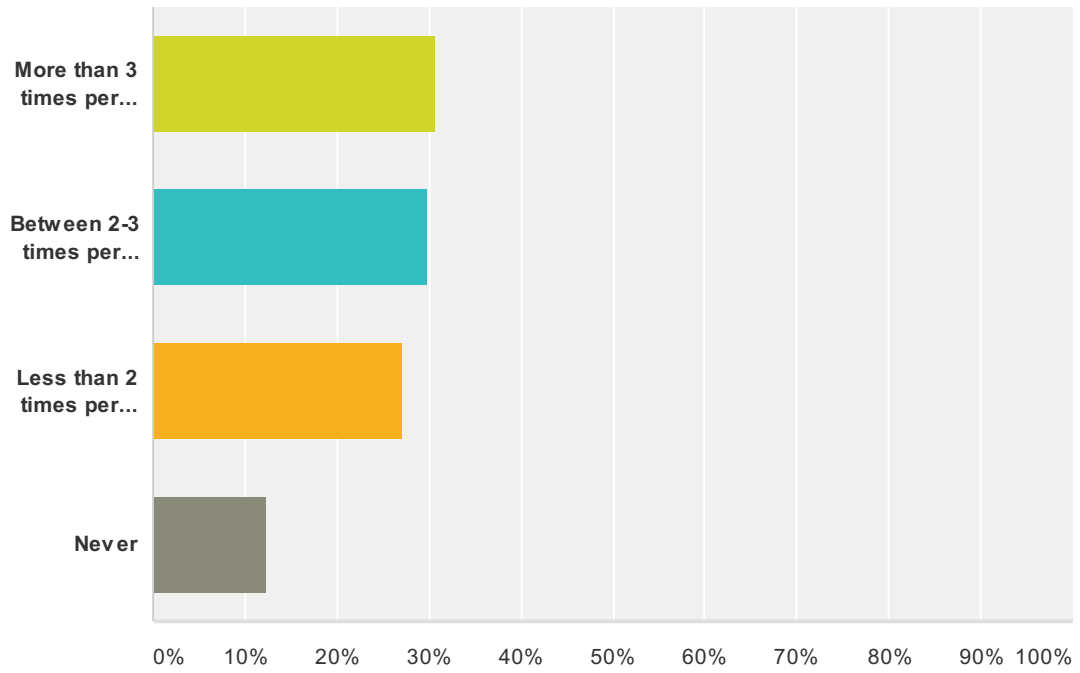
Answered: 265 Skipped: 9



Answer Choices	Responses
More than 3 times per month	21.89% 58
Between 2-3 times per month	33.96% 90
Less than 2 times per month	32.83% 87
Never	11.32% 30
<b>Total</b>	<b>265</b>

### Q22 During the season, how many "Special Planned Events" do you attend?

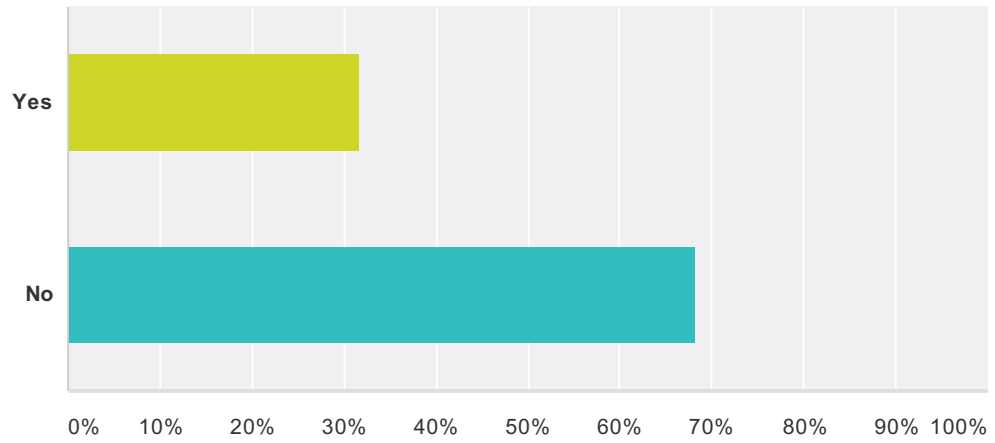
Answered: 268 Skipped: 6



Answer Choices	Responses	
More than 3 times per season	30.60%	82
Between 2-3 times per season	29.85%	80
Less than 2 times per season	27.24%	73
Never	12.31%	33
<b>Total</b>		<b>268</b>

### Q23 Should Special Planned Events be offered during a normal Pub Night?

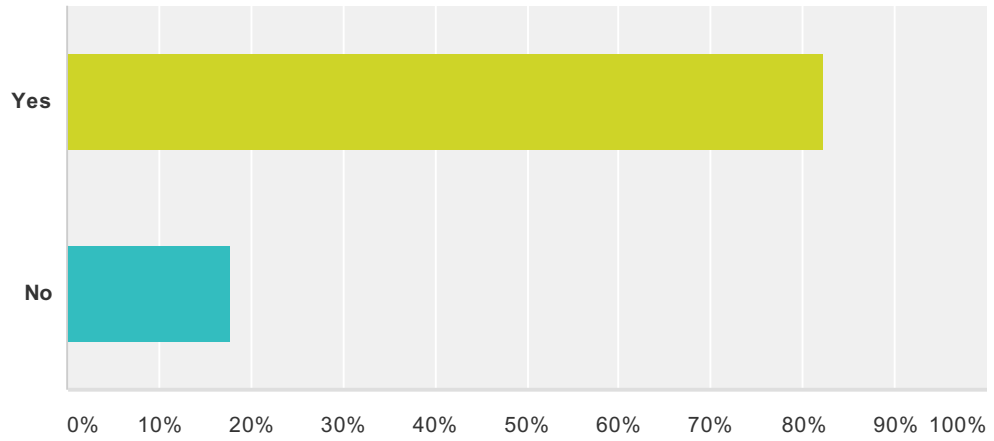
Answered: 237 Skipped: 37



Answer Choices	Responses
Yes	31.65% 75
No	68.35% 162
<b>Total</b>	<b>237</b>

### Q24 During the season, would you prefer more casual dining opportunities like Pub Night?

Answered: 253 Skipped: 21

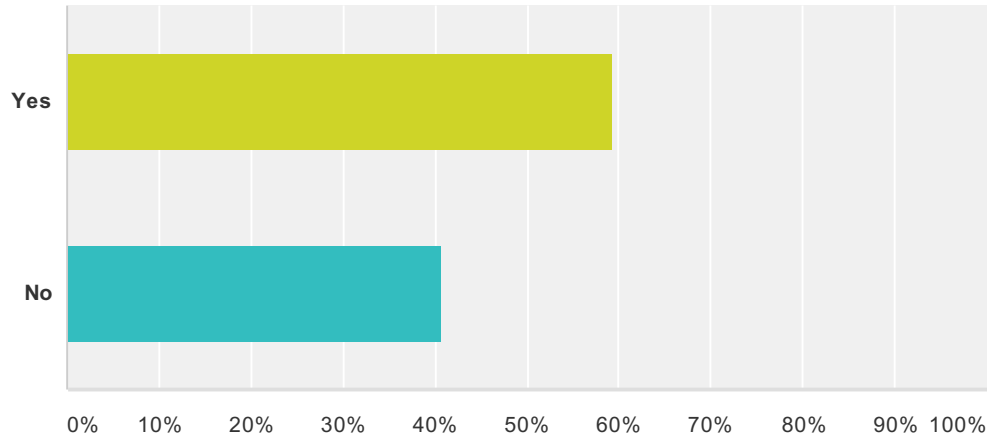


Answer Choices	Responses
Yes	82.21% 208
No	17.79% 45
<b>Total</b>	<b>253</b>



**Q25 Would you attend casual dining on Saturdays / Sundays to watch special events / sporting events such as football games, golf tournaments, basketball, etc.?**

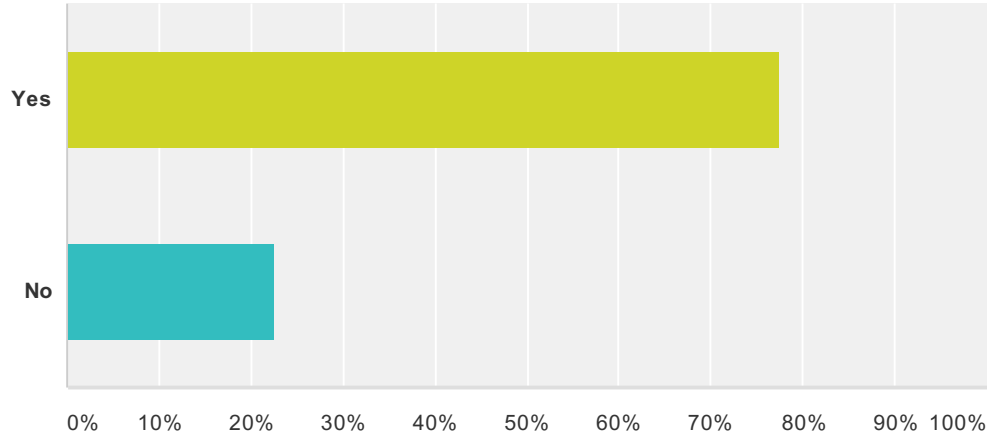
Answered: 256 Skipped: 18



Answer Choices	Responses
Yes	59.38% 152
No	40.63% 104
<b>Total</b>	<b>256</b>

**Q26 During the season, would you like to see more events planned at The Ridge with food & drinks offered in the late afternoon / early evening?**

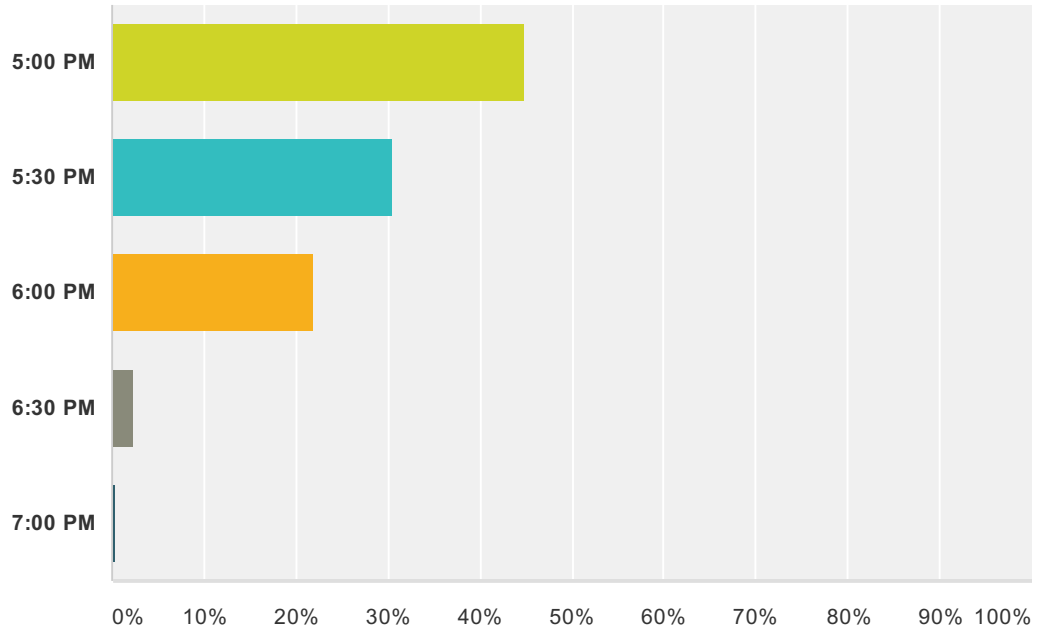
Answered: 249 Skipped: 25



Answer Choices	Responses	
Yes	77.51%	193
No	22.49%	56
<b>Total</b>		<b>249</b>

### Q27 At what time should Casual Dining / Pub Night start?

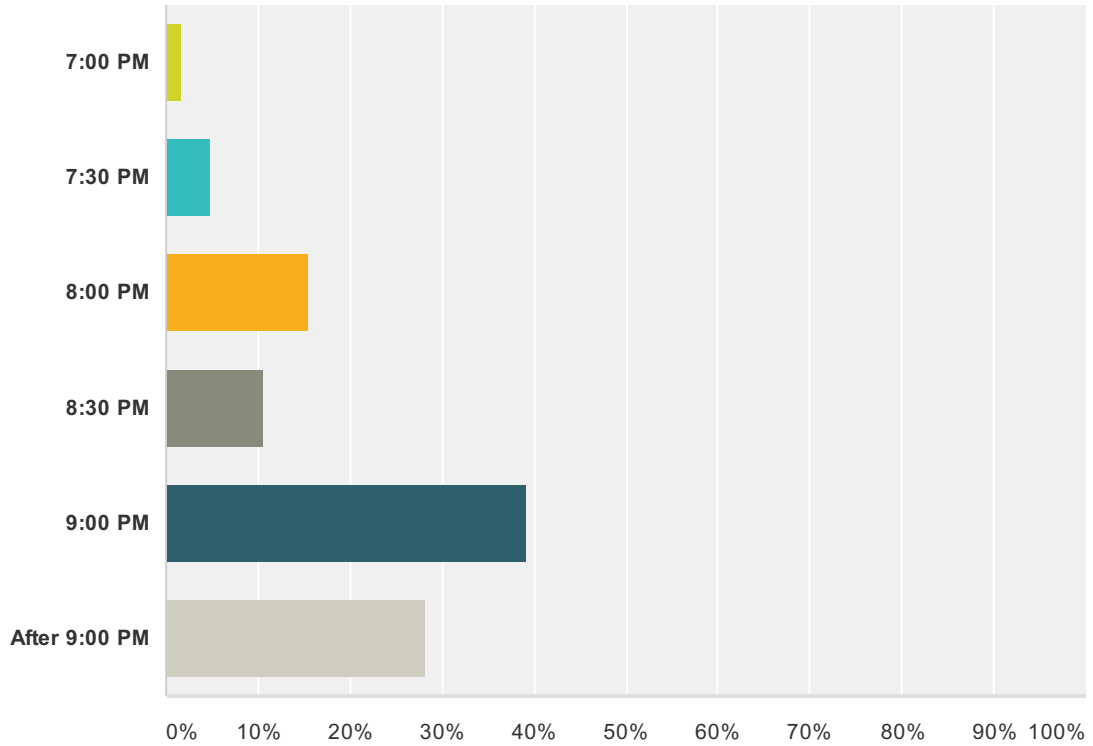
Answered: 252 Skipped: 22



Answer Choices	Responses	Count
5:00 PM	44.84%	113
5:30 PM	30.56%	77
6:00 PM	21.83%	55
6:30 PM	2.38%	6
7:00 PM	0.40%	1
<b>Total</b>		<b>252</b>

### Q28 At what time should Casual Dining / Pub Night end?

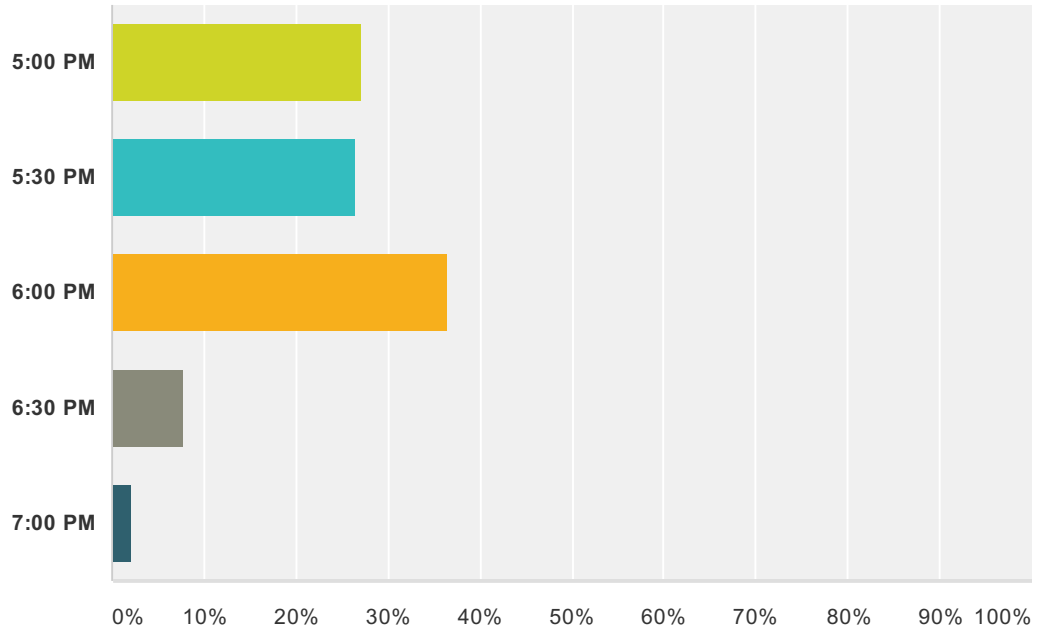
Answered: 245 Skipped: 29



Answer Choices	Responses
7:00 PM	1.63% 4
7:30 PM	4.90% 12
8:00 PM	15.51% 38
8:30 PM	10.61% 26
9:00 PM	39.18% 96
After 9:00 PM	28.16% 69
<b>Total</b>	<b>245</b>

### Q29 At what time should Formal Dining event start?

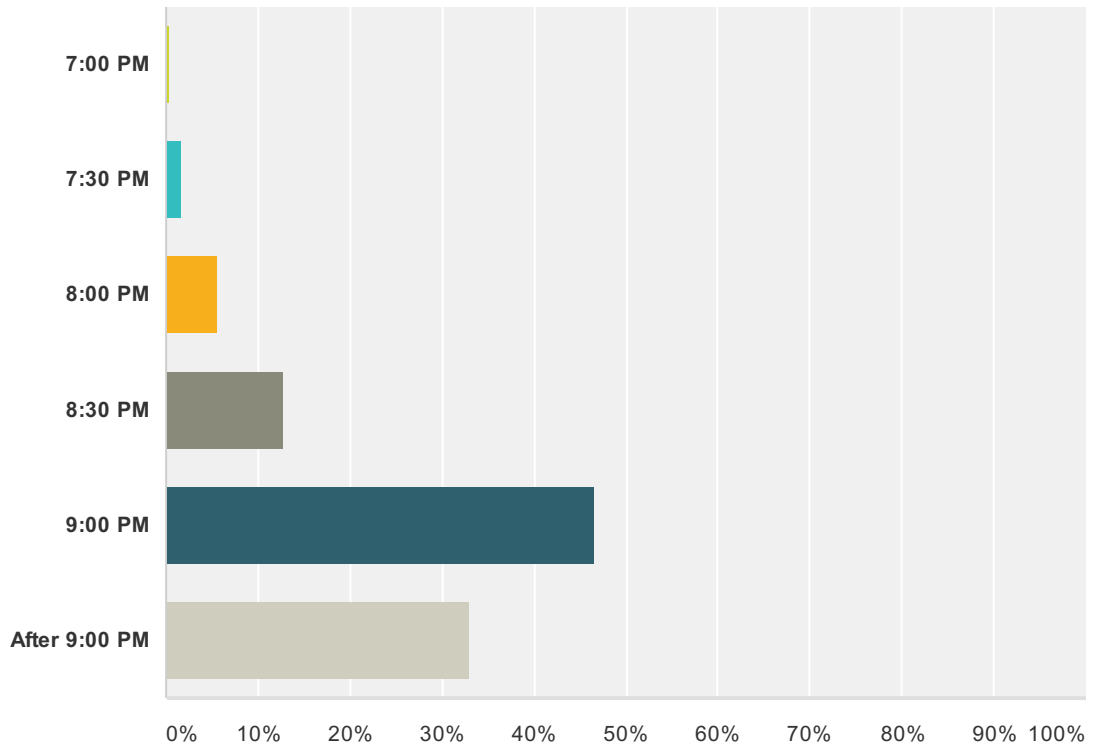
Answered: 246 Skipped: 28



Answer Choices	Responses	Count
5:00 PM	27.24%	67
5:30 PM	26.42%	65
6:00 PM	36.59%	90
6:30 PM	7.72%	19
7:00 PM	2.03%	5
<b>Total</b>		<b>246</b>

### Q30 At what time should Formal Dining event end?

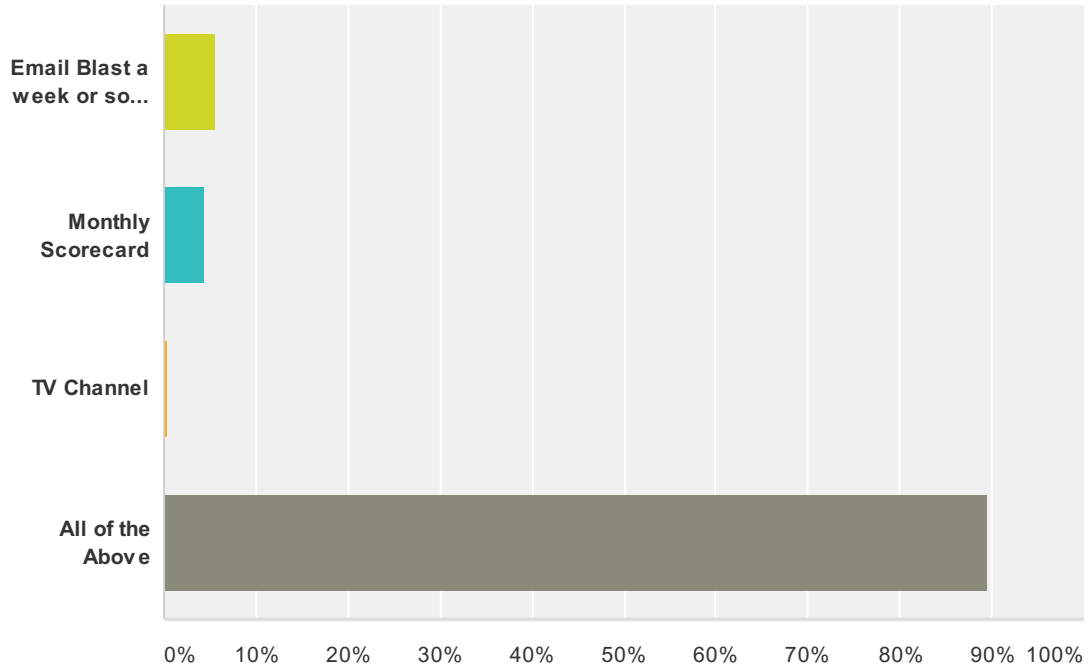
Answered: 245 Skipped: 29



Answer Choices	Responses	Count
7:00 PM	0.41%	1
7:30 PM	1.63%	4
8:00 PM	5.71%	14
8:30 PM	12.65%	31
9:00 PM	46.53%	114
After 9:00 PM	33.06%	81
<b>Total</b>		<b>245</b>

### Q31 How should we market upcoming Food & Beverage events?

Answered: 250 Skipped: 24



Answer Choices	Responses
Email Blast a week or so prior to event	5.60% 14
Monthly Scorecard	4.40% 11
TV Channel	0.40% 1
All of the Above	89.60% 224
<b>Total</b>	<b>250</b>