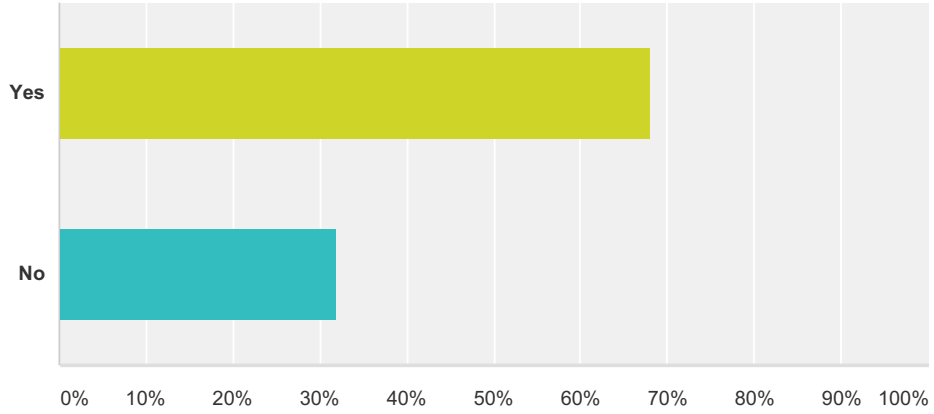


**Q1 Do you always make a complete stop at stop signs when driving in a car or golf cart?**

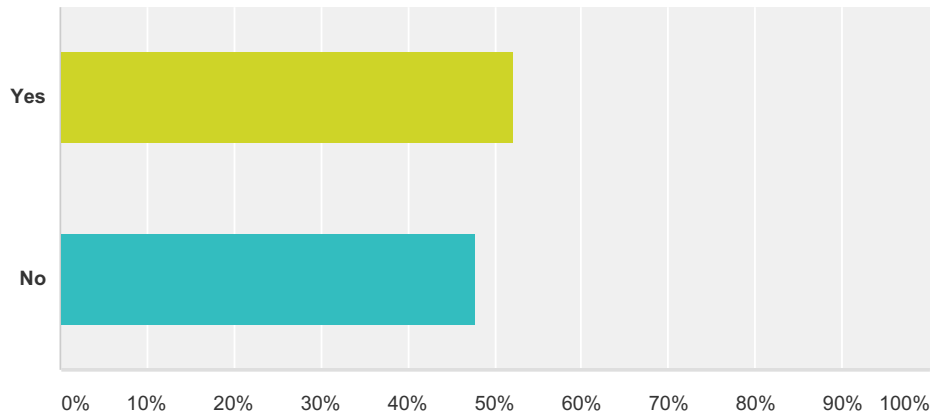
Answered: 266 Skipped: 6



Answer Choices	Responses
Yes	68.05% 181
No	31.95% 85
<b>Total</b>	<b>266</b>

**Q2 Do you always obey the community's 19 mph speed limit?**

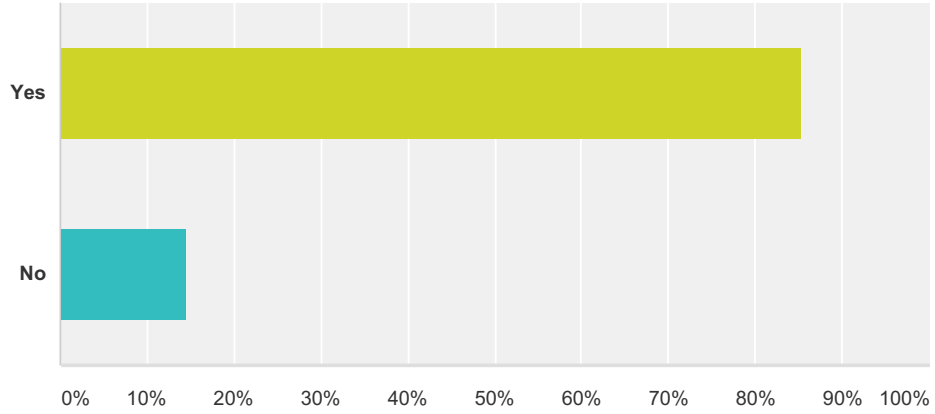
Answered: 263 Skipped: 9



Answer Choices	Responses
Yes	52.09% 137
No	47.91% 126
<b>Total</b>	<b>263</b>

**Q3 Do you always travel in the proper direct direction (counter clockwise) around a rotary?**

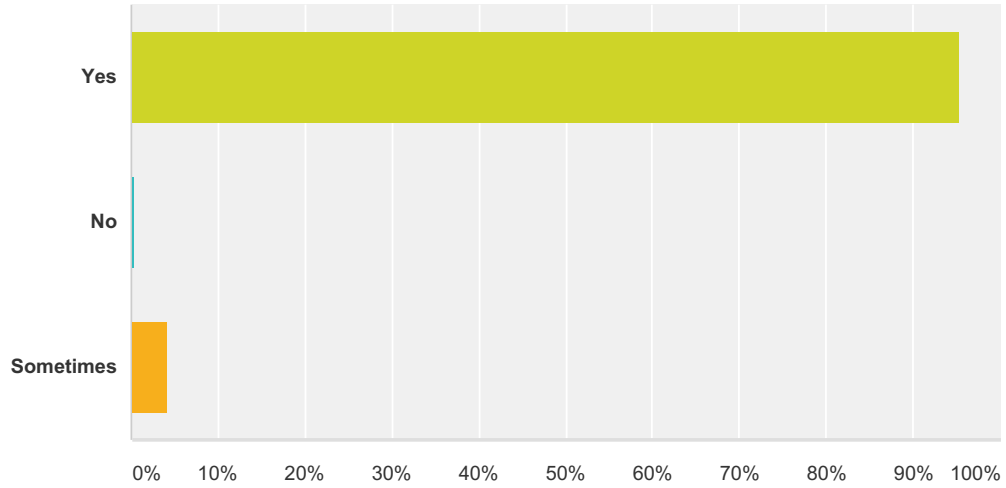
Answered: 266 Skipped: 6



Answer Choices	Responses
Yes	85.34% 227
No	14.66% 39
<b>Total</b>	<b>266</b>

**Q4 When driving your car or golf cart, do you yield to pedestrians and bicyclists on our roadways?**

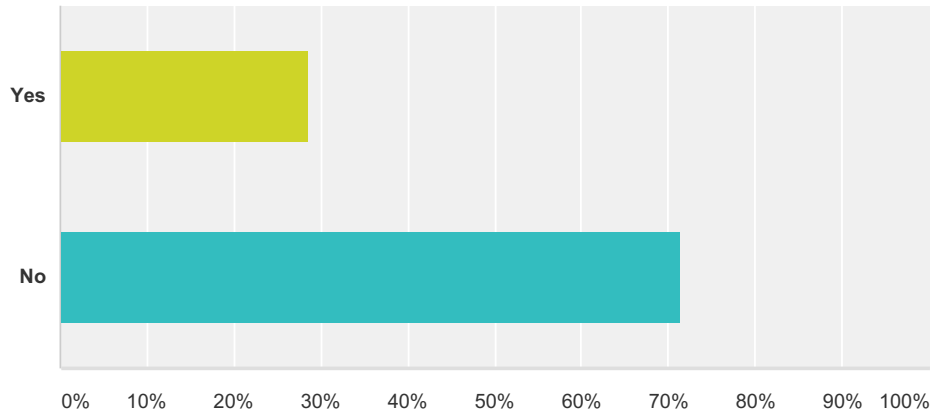
Answered: 262 Skipped: 10



Answer Choices	Responses
Yes	95.42% 250
No	0.38% 1
Sometimes	4.20% 11
<b>Total</b>	<b>262</b>

**Q5 Have you personally experienced an accident or near accident involving a vehicle, pedestrian or bicycle? If so, please identify where it occurred and the circumstances.**

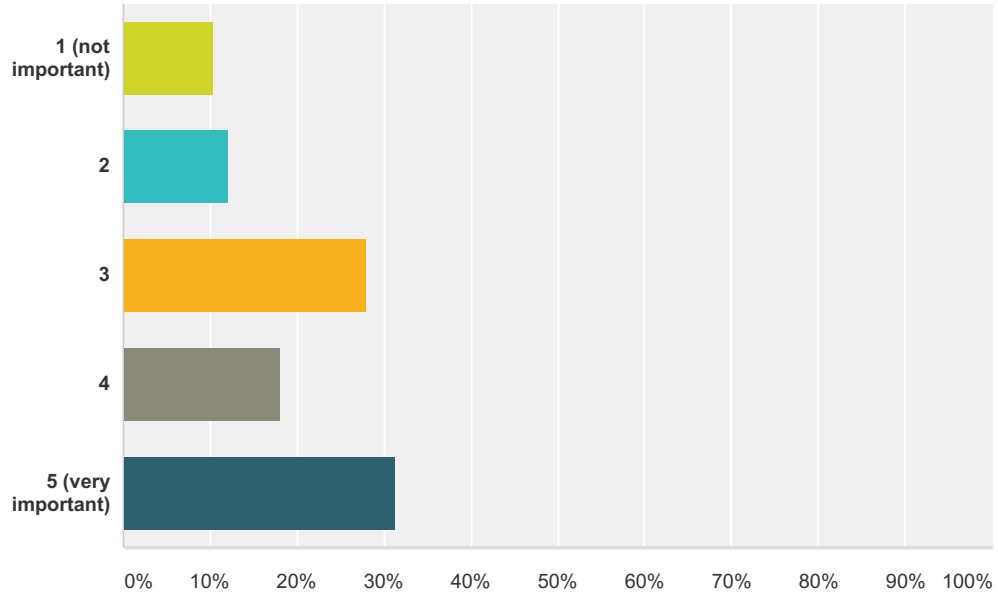
Answered: 259 Skipped: 13



Answer Choices	Responses
Yes	28.57% 74
No	71.43% 185
<b>Total</b>	<b>259</b>

**Q6 How important do you believe that some action, more than simply writing articles in the ScoreCard and sending E-blasts, should be taken to improve road safety at Hunters Ridge?**

Answered: 258 Skipped: 14



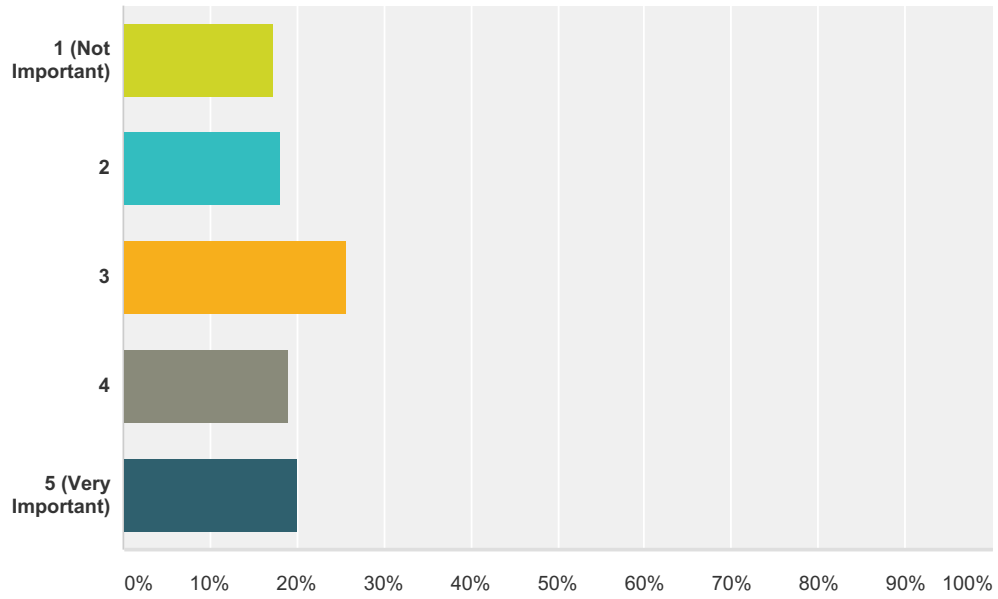
Answer Choices	Responses
1 (not important)	10.47% 27
2	12.02% 31
3	27.91% 72
4	18.22% 47
5 (very important)	31.40% 81
<b>Total</b>	<b>258</b>

**Q7 If you feel that it is important to take some action, what are your thoughts on ways to improve our roadway safety?**

Answered: 134 Skipped: 138

### Q8 Improve or add safety signage

Answered: 254 Skipped: 18

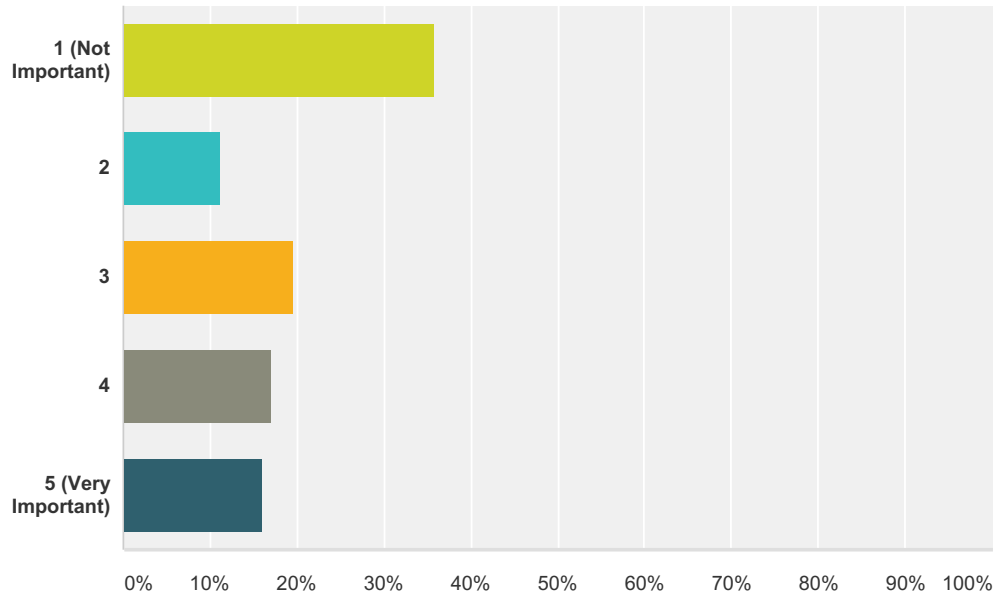


Answer Choices	Responses	
1 (Not Important)	17.32%	44
2	18.11%	46
3	25.59%	65
4	18.90%	48
5 (Very Important)	20.08%	51
<b>Total</b>		<b>254</b>



**Q9 Install speed bumps/tables at strategic locations. (Note: A speed table is a form of speed bump that has a flat middle section and gradual ramps on each end to limit vehicle speeds)**

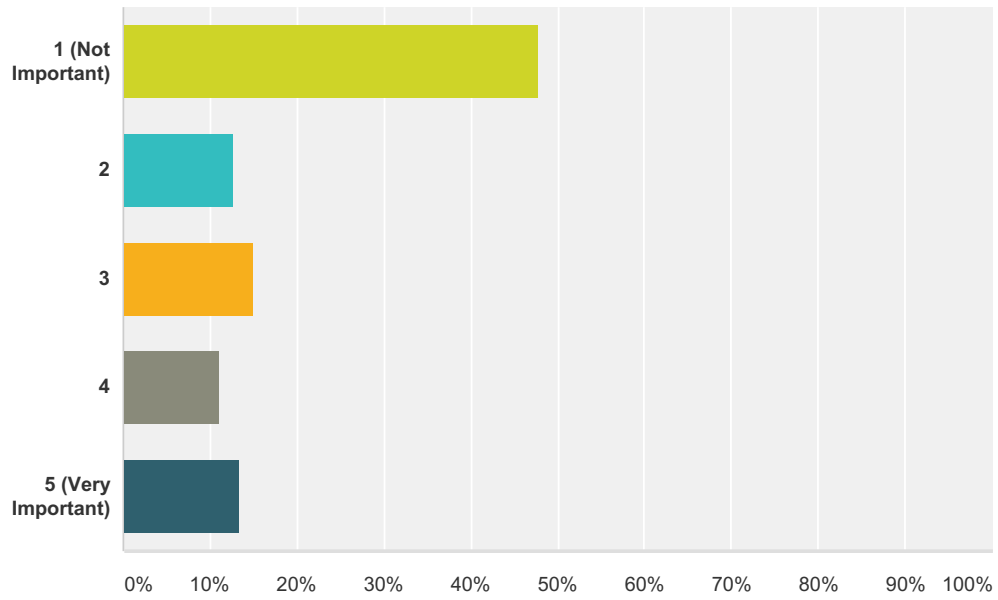
Answered: 256 Skipped: 16



Answer Choices	Responses	
1 (Not Important)	35.94%	92
2	11.33%	29
3	19.53%	50
4	17.19%	44
5 (Very Important)	16.02%	41
<b>Total</b>		<b>256</b>

### Q10 Authorize local Sheriff to patrol roadways and issue warnings only

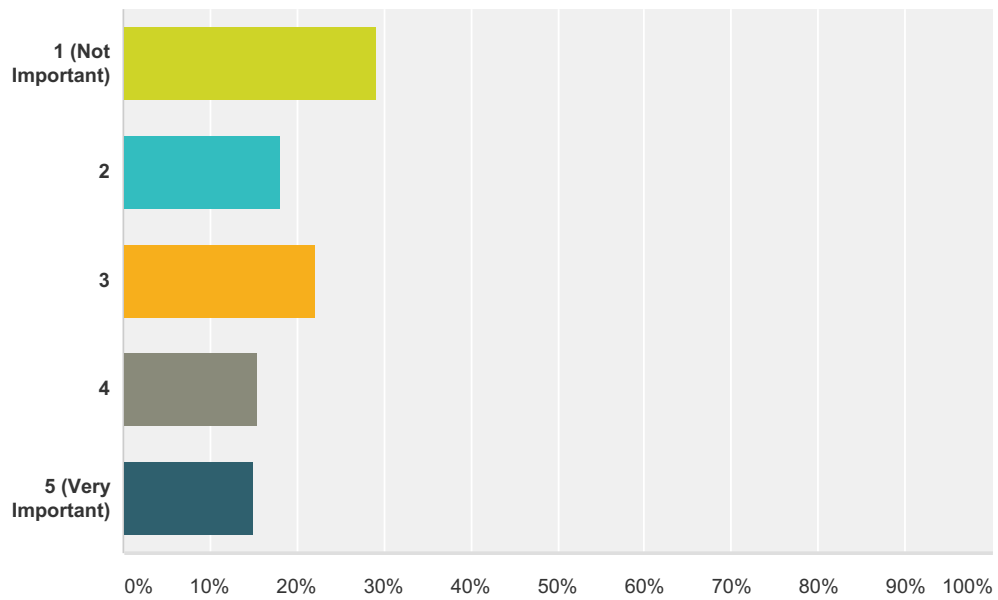
Answered: 253 Skipped: 19



Answer Choices	Responses	
1 (Not Important)	47.83%	121
2	12.65%	32
3	15.02%	38
4	11.07%	28
5 (Very Important)	13.44%	34
<b>Total</b>		<b>253</b>

### Q11 Create Safety Committee to implement program and controls

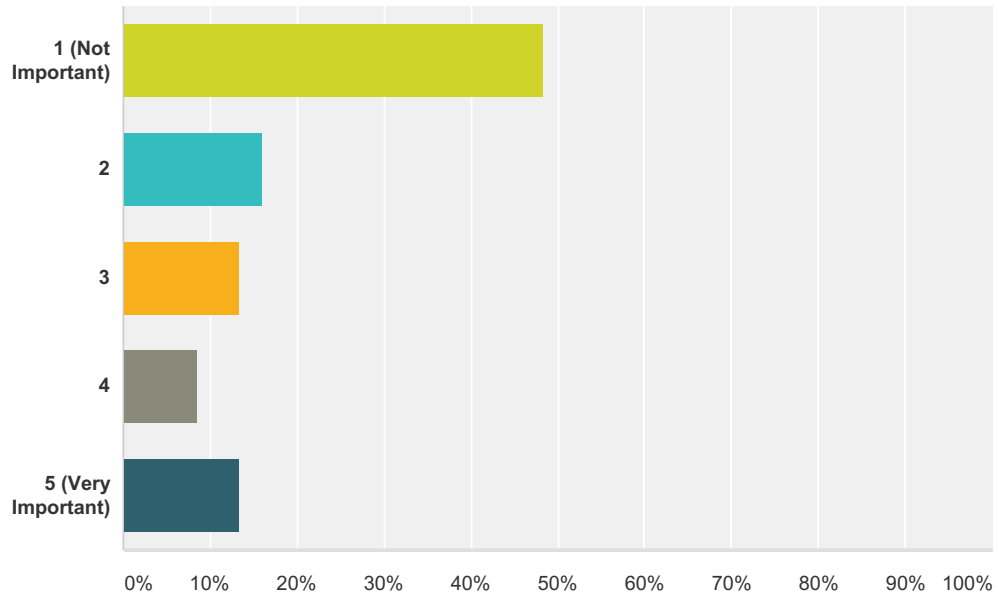
Answered: 253 Skipped: 19



Answer Choices	Responses	
1 (Not Important)	29.25%	74
2	18.18%	46
3	22.13%	56
4	15.42%	39
5 (Very Important)	15.02%	38
<b>Total</b>		<b>253</b>

**Q12 Empower the Sheriff to issue speeding and/or reckless driving tickets with the understanding that no other types of violations would be cited.**

Answered: 254 Skipped: 18



Answer Choices	Responses	
1 (Not Important)	48.43%	123
2	16.14%	41
3	13.39%	34
4	8.66%	22
5 (Very Important)	13.39%	34
<b>Total</b>		<b>254</b>

**Q13 Comments you may have on this or other related topics?**

Answered: 92 Skipped: 180

**Q14 Optional Information - the survey will be anonymous unless you would like to provide your Member Name and Number below.**

Answered: 72 Skipped: 200

Answer Choices	Responses	
Name and Member #	100.00%	72
Company	0.00%	0
Address	0.00%	0
Address 2	0.00%	0
City/Town	0.00%	0
State/Province	0.00%	0
ZIP/Postal Code	0.00%	0
Country	0.00%	0
Email Address	0.00%	0
Phone Number	0.00%	0